



Lyon English Toastmasters

# Pathways

Florian Noirot

Tuesday 14th of January 2020

Pathways,

Pathways assessment,

The Navigator booklet,

Base Camp,

your Account,

LET website : how to sign up for a role...

# Pathways

10 paths to choose from :



DYNAMIC LEADERSHIP



EFFECTIVE COACHING



INNOVATIVE PLANNING



LEADERSHIP DEVELOPMENT



MOTIVATIONAL STRATEGIES



PERSUASIVE INFLUENCE

This path helps you build



PRESENTATION MASTERY

This path helps you



STRATEGIC RELATIONSHIPS

This path helps you build



TEAM COLLABORATION











This path helps you



VISIONARY  
COMMUNICATION



# Pathways

 <b>DYNAMIC LEADERSHIP</b> This path helps you build your skills as a strategic leader. The projects on this path focus on understanding leadership.	 <b>EFFECTIVE COACHING</b> This path helps you build your skills as a positive communicator and leader. The projects on this path focus on understanding.	 <b>INNOVATIVE PLANNING</b> This path helps you build your skills as a public speaker and leader. The projects on this path focus on developing a strong.	 <b>LEADERSHIP DEVELOPMENT</b> This path helps you build your skills as an effective communicator and leader. The projects on this path focus on learning how to.	 <b>MOTIVATIONAL STRATEGIES</b> This path helps you build your skills as a powerful and effective communicator. The projects focus on learning strategies for.
 <b>PERSUASIVE INFLUENCE</b> This path helps you build your skills as an innovative communicator and leader. The projects on this path focus on how to negotiate a positive outcome together with building strong interpersonal communication and public speaking skills. Each project emphasizes developing leadership skills to use in complex situations, as well as creating innovative solutions to challenges. This path culminates in a "High Performance Leadership" project of your design.	 <b>PRESENTATION MASTERY</b> This path helps you build your skills as an accomplished public speaker. The projects on this path focus on learning how an audience responds to you and improving your connection with audience members. The projects contribute to developing an understanding of effective public speaking techniques, including speech writing and speech delivery. This path culminates in an extended speech that will allow you to apply what you learned.	 <b>STRATEGIC RELATIONSHIPS</b> This path helps you build your skills as a leader in communication. The projects on this path focus on understanding diversity, building personal and professional connections with a variety of people and developing a public relations strategy. Communicating with interpersonal skills and as a public speaker is emphasized in each project. The path culminates in a project to apply your skills as a leader in a volunteer organization.	 <b>TEAM COLLABORATION</b> This path helps you build your skills as a collaborative leader. The projects on this path focus on active listening, motivating others and collaborating with a team. Each project contributes to building interpersonal communication and public speaking skills. This path culminates in a project focused on applying your leadership skills.	 <b>VISIONARY COMMUNICATION</b> This path helps you build your skills as a strategic communicator and leader. The projects on this path focus on developing your skills for sharing information with a group, planning communications and creating innovative solutions. Speech writing and speech delivery are emphasized in each project. This path culminates in the development and launch of a long term personal or professional vision.


10 paths



Online questionnaire or

Pathways assessment

to build a short list of 3 paths



Your path



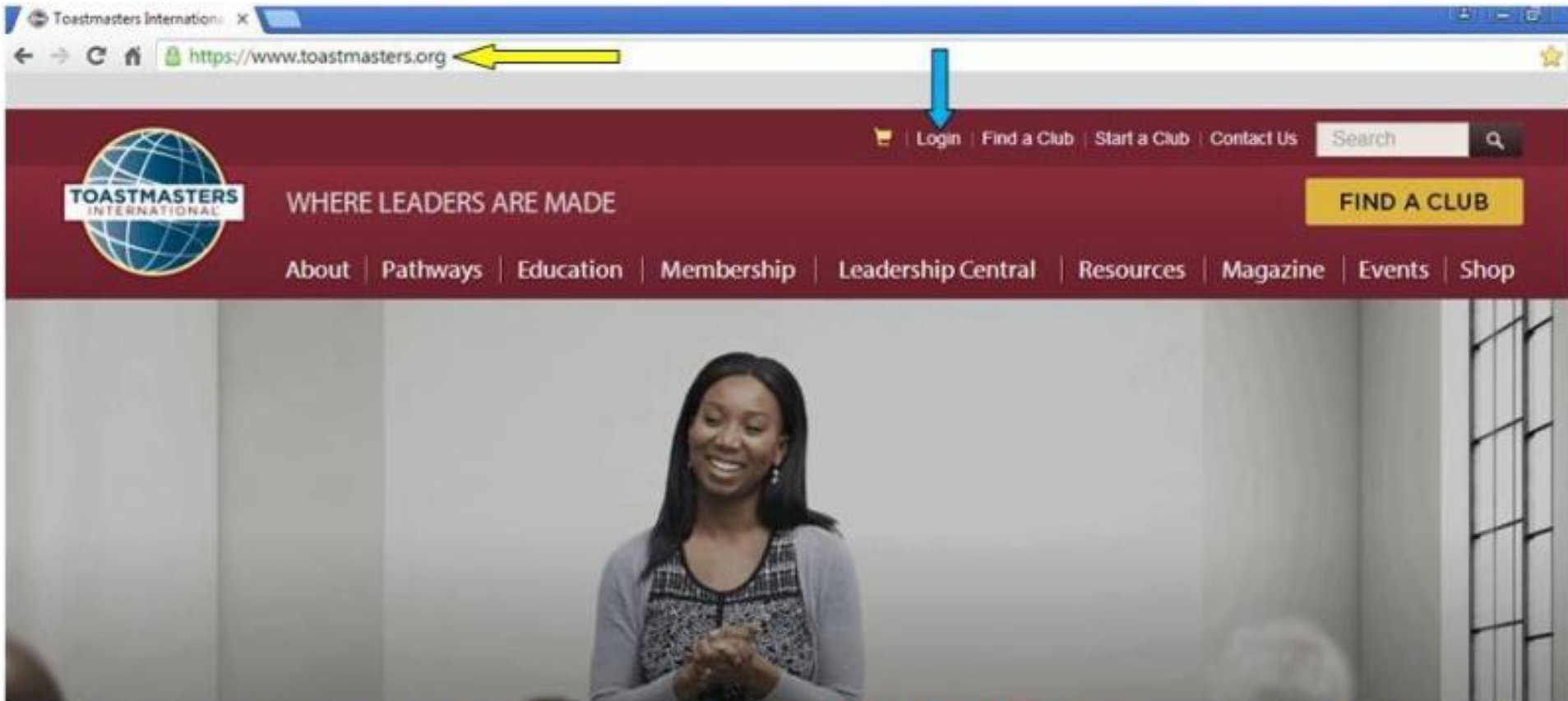
# Pathways



Each path is divided into five levels

LEVEL 1 Mastering Fundamentals	LEVEL 2 Learning Your Style	LEVEL 3 Increasing Knowledge	LEVEL 4 Building Skills	LEVEL 5 Demonstrating Expertise
<p>"Ice Breaker"</p> <p>"Evaluation and Feedback"</p> <p>"Researching and Presenting"</p>	<p>Two required projects + "Introduction to Toastmasters Mentoring"</p>	<p>One required project + a minimum of two elective projects</p> <p>*Serve as Topicsmaster, Toastmaster and evaluator by the end of Level 3</p>	<p>One required project + a minimum of one elective project</p>	<p>One required project + a minimum of one elective project + "Reflect on Your Path"</p>

# Pathways : how to navigate



START BY GOING TO THE TOASTMASTERS INTERNATIONAL WEBSITE [WWW.TOASTMASTERS.ORG](https://www.toastmasters.org) AND LOGGING IN AS A MEMBER.



# Pathways : how to navigate

ild

10 pat

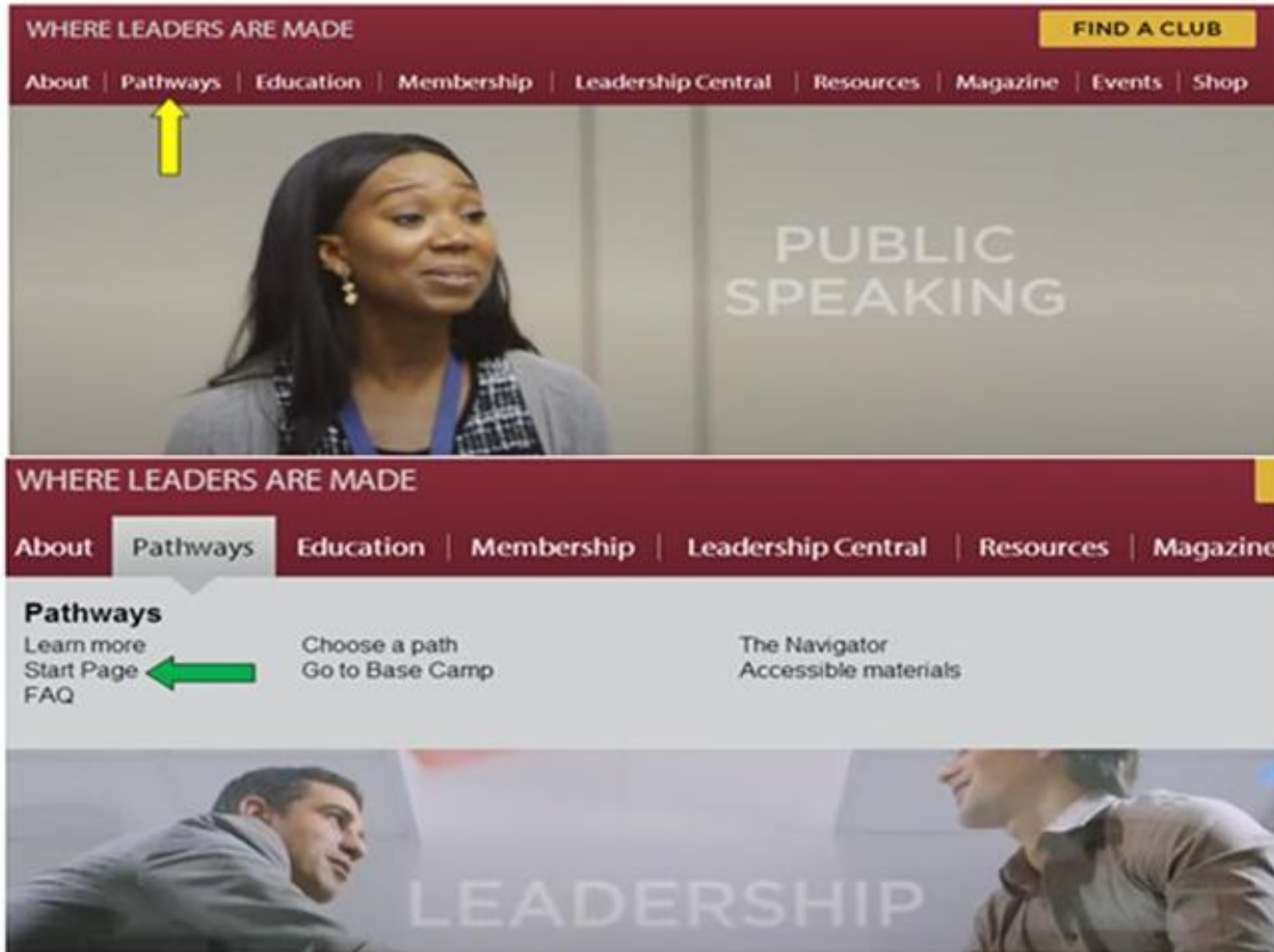
**D**  
**DYNAMIC LEADERSHIP**  
This path helps you build your skills as a strategic leader. The projects on this path focus on understanding leadership.

**EFFE**  
This path your skill communit The proje focus on

focused on applying your leadership skills.

**P**  
**PERSUASIVE INFLUENCE**  
This path helps you build your skills as an innovative communicator and leader. The projects on this path focus on how to negotiate a positive outcome together with building strong interpersonal communication and public speaking skills. Each project emphasizes developing leadership skills to use in complex situations, as well as creating innovative solutions to challenges. This path culminates in a "High Performance Leadership" project of your design.

**PRESE**  
This path build you accorgit The proje focus on on audie you and connect member contribut and in a public sp includes specifid cultural speech it apply wit



ONCE LOGGED INTO THE TOASTMASTERS INTERNATIONAL WEBSITE, IN THE MAIN MENU, CLICK ON "PATHWAYS", THEN CLICK ON THE "START PAGE" LINK.

# Pathways : how to navigate

ild

**DYNAMIC LEADERSHIP**  
This path helps you build your skills as a strategic leader. The projects on this path focus on understanding leadership.

**EFFECTIVE COMMUNICATION**  
This path helps you build your skills as a small group communicator and team leader. The projects on this path focus on understanding communication.

## 10 path

focused on applying your leadership skills.

**PERSUASIVE INFLUENCE**  
This path helps you build your skills as an innovative communicator and leader. The projects on this path focus on how to negotiate a positive outcome together with building strong interpersonal communication and public speaking skills. Each project emphasizes developing leadership skills to use in complex situations, as well as creating innovative solutions to challenges. This path culminates in a "High Performance Leadership" project of your design.

**PRESENTATION MASTERY**  
This path helps you build your skills as a accomplished public speaker. The projects on this path focus on learning to connect with an audience, engage you and improve your connection with all members. The projects contribute to develop understanding of public speaking techniques including speech delivery, the contribution to an audience speech that will also apply what you learn.

## PATHWAYS LEARNING EXPERIENCE

Welcome to Pathways! You'll be challenged and inspired to reach new heights both personally and professionally.

### Choose your path

What are your goals and how will you achieve them? Take the Pathways Assessment to identify the path that best aligns with your interests and objectives.

**Continue to Path Selection**

### Access my path through Base Camp

Access your path here through Base Camp, your online gateway to Pathways. Base Camp tracks your progress and lets you connect online with other members of your club.

Select your club:

**Log in as a Member**

### The Navigator

View The Navigator to guide you through each step of your journey. Refer to it to support your progress and to answer your questions along the way.

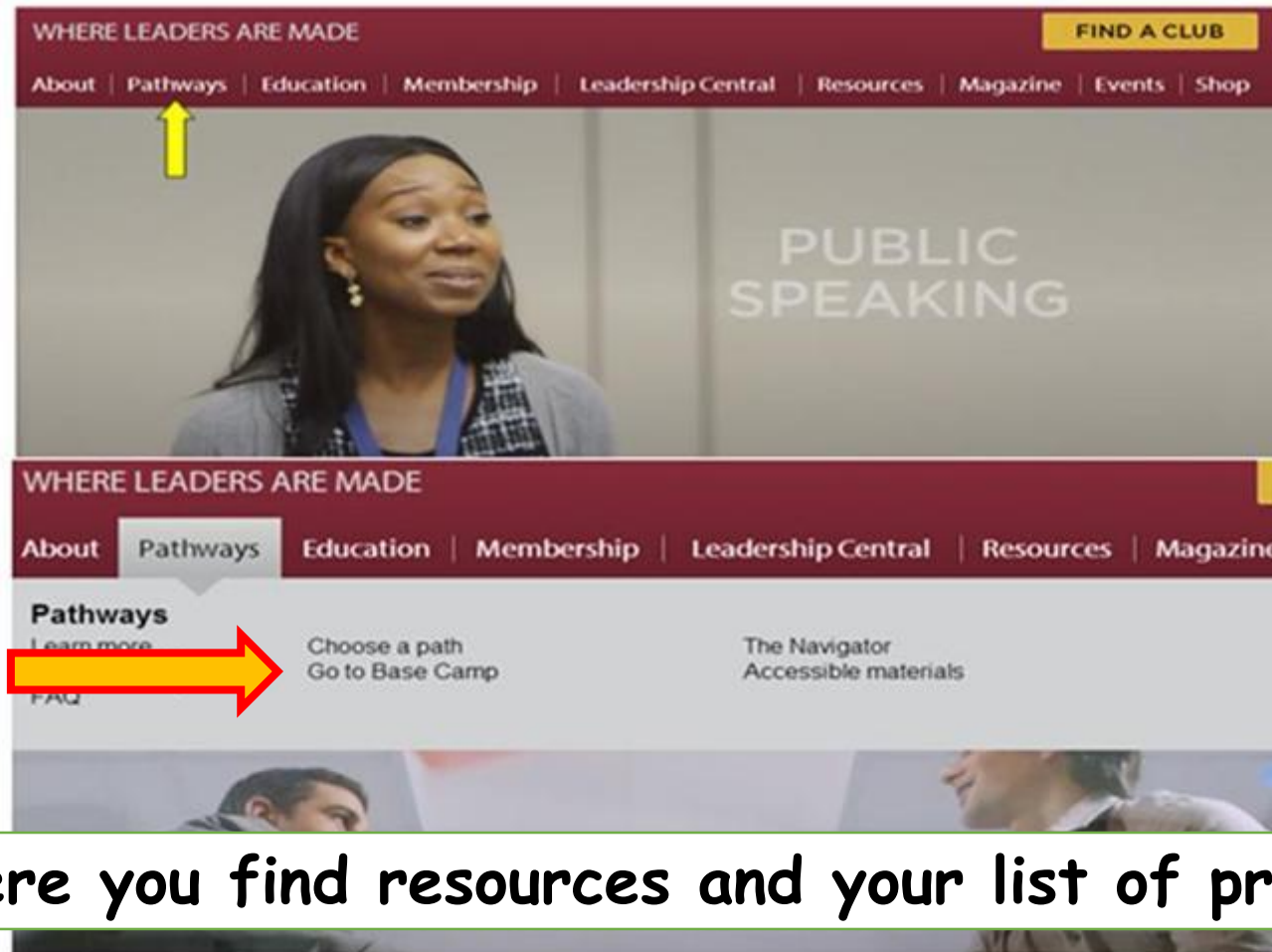
**Launch The Navigator**

THIS IS THE PATHWAYS HOME PAGE. THE FIRST (LEFT-HAND) PANEL IS CALLED "CHOOSE YOUR PATH". THE TWO OTHER PANELS ARE: - "ACCESS MY PATH THROUGH BASE CAMP" (MIDDLE) & "THE NAVIGATOR" (RIGHT-HAND).

ON THE FIRST (LEFT-HAND) PANEL ("CHOOSE YOUR PATH"), CLICK ON THE "CONTINUE TO PATH SELECTION" (MAROON) BUTTON.



# Base Camp



Where you find resources and your list of projects

ONCE LOGGED INTO THE TOASTMASTERS INTERNATIONAL WEBSITE, IN THE MAIN MENU, CLICK ON "PATHWAYS", THEN CLICK ON THE "START PAGE" LINK.

# Base Camp

**TOASTMASTERS PATHWAYS**  
learning experience

Home Individual Resources Check Eligibility

Fionan NOROT Base Camp Profile Feedback Transcript Portfolio

## Education Transcript

Access your path and track your progress here.

Select the Open Curriculum button to access the projects on your path. [View the Work in My Projects Overview tutorial](#) to learn how to open and navigate projects.

Use the Active dropdown menu below to access completed or archived items.

To archive items, select the arrow adjacent to the Launch button, choose View Training Details and select Move to Archived Transcript in the upper right corner.

Internet speeds vary depending on your internet service provider and the country you live in. **Some projects on Base Camp may take longer to load than others.**

Before launching projects in your transcript, **ensure that your pop-up blocker is turned off.**

Active By Training Type All Types Search for training

Search Results (1)

	<b>Innovative Planning</b> Date To Due Date Status: In Progress	Open Curriculum
	<b>Pathways Mentor Program</b> Date To Due Date Status: In Progress	Open Curriculum
	<b>The Navigator</b> Date To Due Date Status: Registered	Launch

Base Camp Search

NAVIGATING BASE CAMP

2024 EDUCATION TRANSCRIPT ACCESS MY PATH

MY FEEDBACK

MY BADGES

SPEECH EVALUATIONS

My Education Transcript

	Action
Innovative Planning	Open Curriculum
Pathways Mentor Program	Open Curriculum
The Navigator	Launch

Support Resources

Be supported today

Action

Open Curriculum

Open Curriculum

Launch

# Base Camp

**TOASTMASTERS PATHWAYS**  
learning experience

Home | Tutorials and Resources | Check Compatibility

Search [ ] [Profile Icon]

**CURRICULUM PROGRESS**

**Innovative Planning**

- LEVEL 1
- LEVEL 2
- LEVEL 3 >
- LEVEL 4 >
- LEVEL 5 >
- PATH COMPLETION

**Innovative Planning** [Options]

Exped training is not included in section or curriculum progress percentage calculations

**Level 2**  
100% Completed: 4 Min Required: 4 Total Items: 4

- Understanding Your Leadership Style**  
Status: Completed Due: No Due Date  
This project is designed to introduce the different styles of leadership and help you identify your preferred style. [Launch]
- Connect with Your Audience**  
Status: Completed Due: No Due Date  
This project focuses on different audience types and how to address them effectively. [Launch]
- Introduction to Toastmasters Mentoring**  
Status: Completed Due: No Due Date  
This project introduces the kinds of membership and the Toastmasters view of mentors and protégés. [Launch]
- Level 2 Completion—Innovative Planning**  
Status: Completed Equivalent Due: No Due Date  
Use this resource to help you through the process of requesting that your vice president education approve your completion of innovative... [View Certificate]

Powered by Cornerstone OnDemand, Inc. ©2000-2014

# Base Camp

The screenshot displays the Toastmasters Pathways learning experience interface. At the top left, the logo reads "TOASTMASTERS PATHWAYS learning experience". A navigation bar includes "Home", "Tutorials and Resources", and "Check Compatibility". A search bar and user profile icon are in the top right. The main content area is titled "Innovative Planning" and shows a progress indicator of 42%. A sidebar lists curriculum levels: LEVEL 1 (checked), LEVEL 2 (checked), LEVEL 3, LEVEL 4, LEVEL 5, and PATH COMPLETION. The main content lists four Level 2 activities, each with a "Launch" button. A red arrow points to the "Launch" button for "Connect with Your Audience".

**TOASTMASTERS PATHWAYS**  
learning experience

Home Tutorials and Resources Check Compatibility

42%

CURRICULUM PROGRESS

**Innovative Planning**

- ✓ LEVEL 1
- ✓ LEVEL 2
- LEVEL 3 >
- LEVEL 4 >
- LEVEL 5 >
- PATH COMPLETION

**Innovative Planning** Options ▾

Exped training is not included in section or curriculum progress percentage calculations.

**Level 2**  
100% Completed: 4 Min Required: 4 Total Items: 4


- ✓ **Understanding Your Leadership Style**  
Status: Completed Due: No Due Date  
This project is designed to introduce the different styles of leadership and help you identify your preferred style. **Launch** ▾
- ✓ **Connect with Your Audience**  
Status: Completed Due: No Due Date  
This project focuses on different audience types and how to address them effectively. **Launch** ▾
- ✓ **Introduction to Toastmasters Mentoring**  
Status: Completed Due: No Due Date  
This project introduces the kinds of membership and the Toastmasters view of mentors and protégés. **Launch** ▾
- ✓ **Level 2 Completion—Innovative Planning**  
Status: Completed Equivalent Due: No Due Date  
Use this resource to help you through the process of requesting that your vice president education approve your completion of innovative... **View Certificate** ▾

Powered by Cornerstone OnDemand, Inc. ©2020-2014

# Base Camp

Remember to :

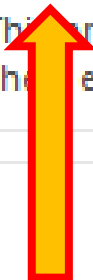
- Launch your project,
- Review your skills
- Prepare and deliver your speech
- Review your skills to complete the project



## Connect with Your Audience

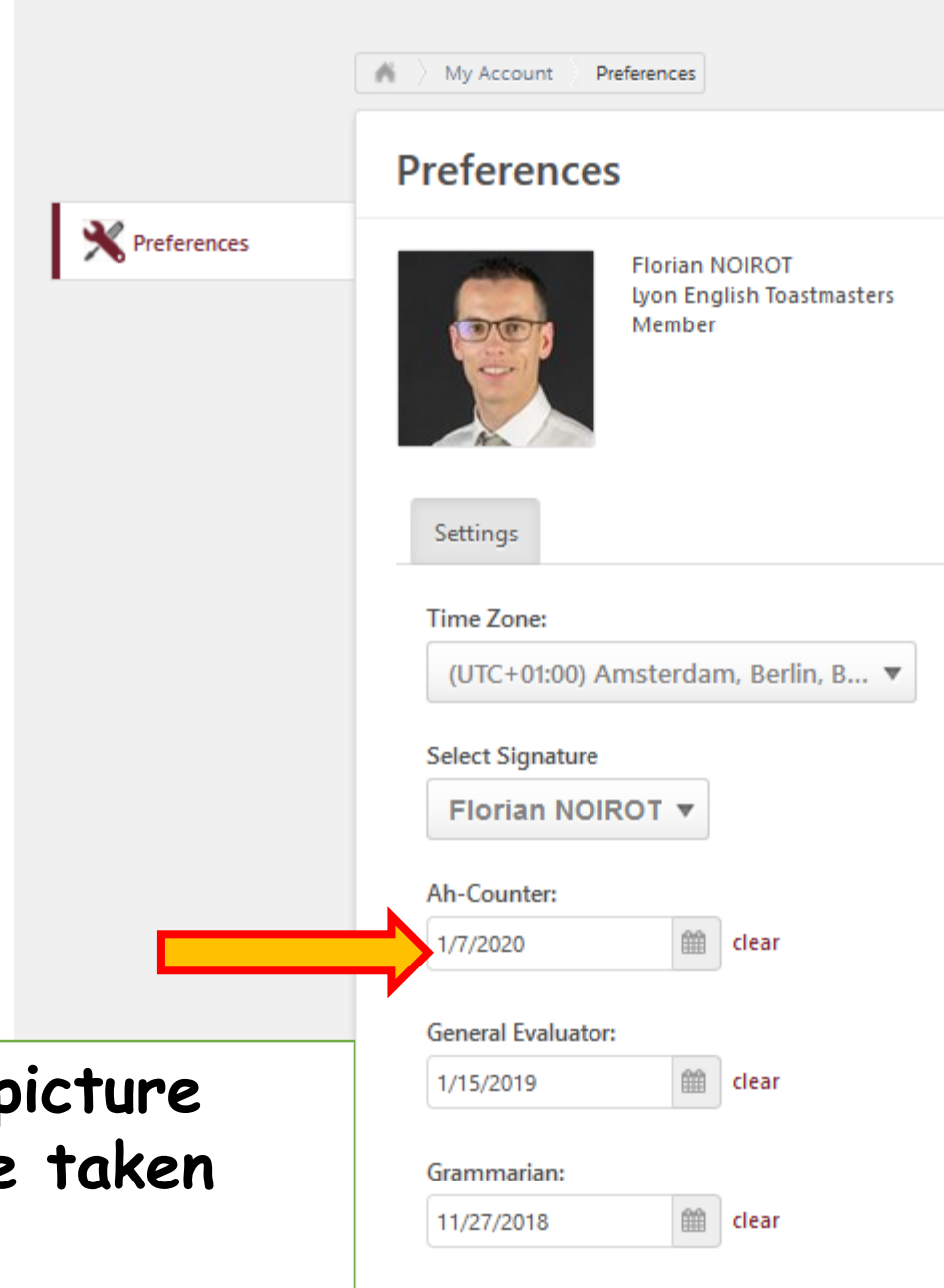
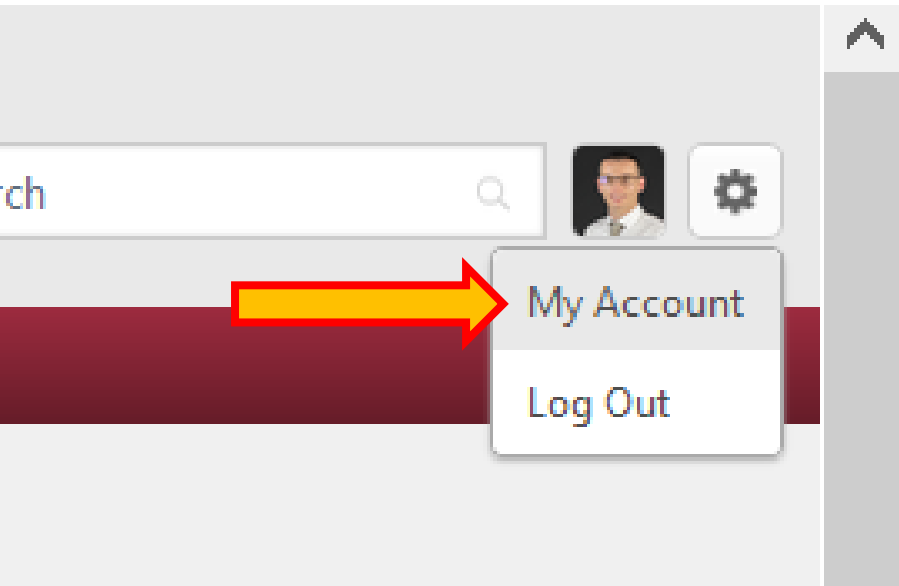
Status: Completed Due: No Due Date

This project focuses on different audience types and how to address them effectively.



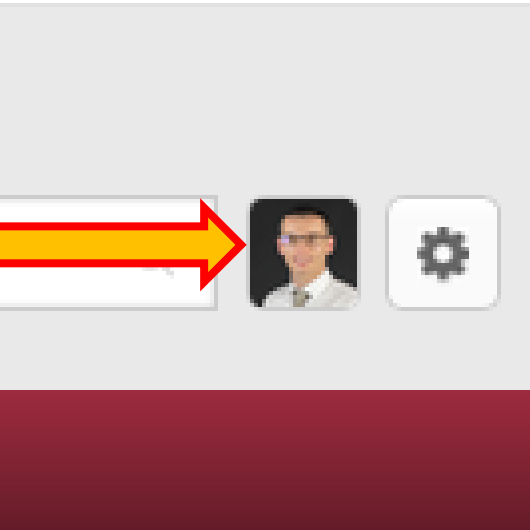
Launch


# Your Account



Where you can put your picture and record roles you have taken during a TM meetings

# Your Profile







Florian NOIROT  
Lyon English Toastmasters  
Member

About Me

Email  
florian.noirot@gmail.com

**Summary** 

**Interests** 

Mountain biking   couple dancing   snowboarding

**Additional Information**

<b>Member Since:</b> 10/1/2016	<b>Ah-Counter:</b> 1/7/2020
<b>Credentials:</b> IP2	<b>General Evaluator:</b> 1/15/2019
<b>Pathways Mentor:</b> No	<b>Grammarian:</b> 11/27/2018
	<b>Speech Evaluator:</b> 9/18/2018
	<b>Timer:</b> 11/26/2019
	<b>Toastmaster:</b> 10/9/2018
	<b>Topicsmaster:</b> 9/25/2018

# Sign up for a speech or a role

## Lyon English Toastmasters N° 3549525 LET it

Main Menu

- [Home](#)
- [Meeting Information / Directions](#)
- [Contact Us](#)
- [Meet Our Members](#)
- [Club Calendar](#)
- [Public Downloads](#)
- [Free Resources](#)
- [Toastmasters Video](#)

*For more information on Toastmasters International, visit [www.toastmasters.org](http://www.toastmasters.org)*


Logins

- [Logout as Florian NOIROT](#)
- [Login as site admin](#)

Members Only

- [Meeting Agendas](#)
- [Quick Role Sign-Up](#)
- [Mentor/Protégé Request Form](#)
- [Club E-mail Addresses](#)
- [Edit Your Profile](#)
- [Private Member Directory](#)
- [Member Downloads](#)
- [We Love We Share](#)

Meeting Agenda for February 4, 2020



← View Another Agenda ▾ →  List All Agendas

✉ 🖨 👤 📅

Are you planning to attend this meeting?  ▾

Time*	Role / Agenda Item	Member 
06:30PM	<b>Super Toastmaster of the Evening - Setting up the room (Deputy Sergeant at arms)</b>	<a href="#">Sign Up</a>
06:50PM	<ul style="list-style-type: none"><li>- You get the suitcase containing the key+documents at our check-in point</li><li>- You open the door of Room 11, hand out the programs that you will have printed before</li><li>- You set up the equipment and material (ribbons, sheets for roletakers, brochures for guests...)</li></ul>	
06:50PM	<b>Super Toastmaster of the Evening - Welcoming members and</b>	<a href="#">Sign Up</a>
07:15PM	<b>guests (Deputy Secretary/Treasurer)</b> <ul style="list-style-type: none"><li>- You greet members and give them their name tags</li><li>- You greet guests, register their names and contact details on your mobile and give them their name tags + the leaflet presenting the club and collect the 5 euros for refreshments and snacks.</li></ul>	
07:15PM	<b>Super Toastmaster of the Evening - Opening the session and</b>	<a href="#">Sign Up</a>

masters



# Reserve your seat

## Lyon English Toastmasters N° 3549525 LET it

<b>Main Menu</b>	LET is an English Public Speaking & Leadership Association
<a href="#">Home</a> <a href="#">Meeting Information / Directions</a> <a href="#">Contact Us</a> <a href="#">Meet Our Members</a> <a href="#">Club Calendar</a> <a href="#">Public Downloads</a> <a href="#">Free Resources</a> <a href="#">Toastmasters Video</a>  <i>For more information on Toastmasters International, visit <a href="http://www.toastmasters.org">www.toastmasters.org</a></i>	<p>Give yourself the opportunity to develop your public speaking and leadership skills ... ... and improve your English!</p> <p>Come and meet the President &amp; the A Team</p> <p><b><u><a href="#">Members and Guests, Please Click Here to Reserve your Seat</a></u></b></p> <hr/> <p>Toastmasters is a great journey of discovery and you meet some great people along the way. <i>Come and join us.</i></p> <p><b><u><a href="#">[Map] Regular Meetings: Speeches, Improvisations &amp; Evaluations</a></u></b></p>
<b>Logins</b>	
<a href="#">Logout as Florian NOIROT</a>	
<a href="#">Login as site admin</a>	
<b>Members Only</b>	
<a href="#">Meeting Agendas</a> <a href="#">Quick Role Sign-Up</a> <a href="#">Mentor/Protégé Request Form</a> <a href="#">Club E-mail Addresses</a> <a href="#">Edit Your Profile</a> <a href="#">Private Member Directory</a> <a href="#">Member Downloads</a> <a href="#">We Love We Share</a>	<p>at iaelyon School of Management - University Jean Moulin</p> <p><b><u><a href="#">[Map] Special Sessions: Speeches &amp; Evaluations</a></u></b></p> <p>at the Mairie 6e, 37 rue Bossuet, 69006 LYON</p> <p><i>LIBERATE YOUR POTENTIAL, ENJOY LEARNING and TRIUMPH IN PUBLIC SPEAKING</i></p> <hr/> <p><b>CLUB MEMBERS SIGN UP AREA</b></p> <ul style="list-style-type: none"><li>• <b>Members: Sign-Up for a ROLE, Click <a href="#">[Member Login]</a> &amp; <a href="#">[Meeting Agendas]</a></b><ul style="list-style-type: none"><li>• Need info about a role? &gt;&gt; <a href="#">[Member Downloads]</a></li></ul></li><li>• <b><u><a href="#">TO VIEW YOUR TOASTMASTER JOURNEY OF PROGRESS: &gt;&gt;</a></u></b></li></ul>
Find Your Voice	

# Question ?

Pathways,

Pathways assessment,

The Navigator booklet,

Base Camp,

your Account,

LET website : how to sign up for a role...